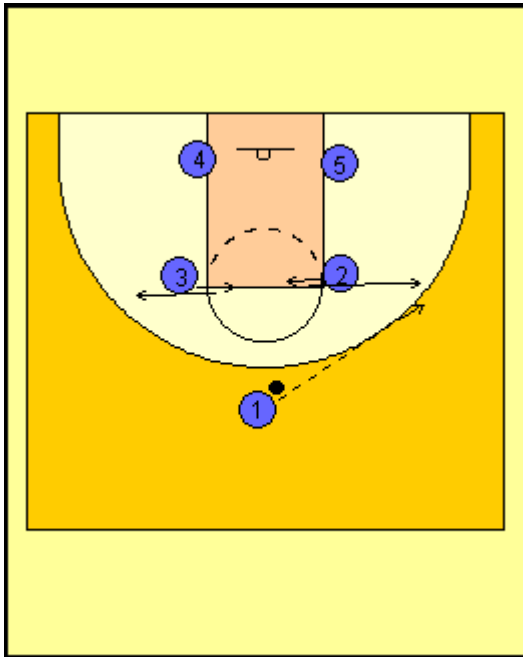


## Playname: Blue 2

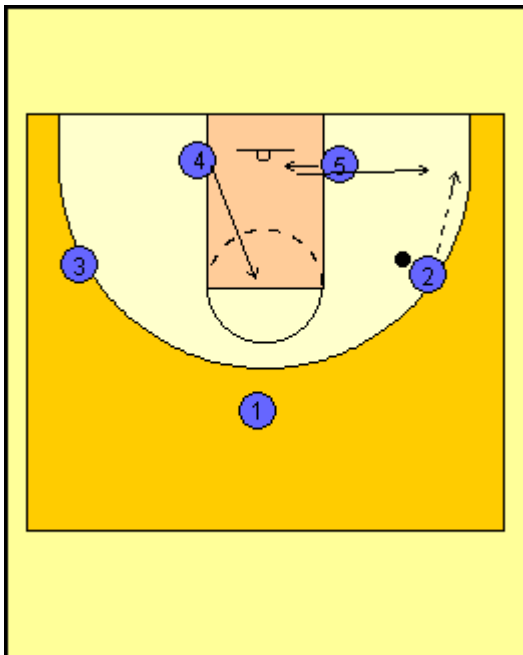
1



As 1 calls Blue, 2 and 3 jab step/v-cut to middle then break out free throw line extended.

1 passes the ball to a side (doesn't matter which side just need to change it up and don't always go one way)

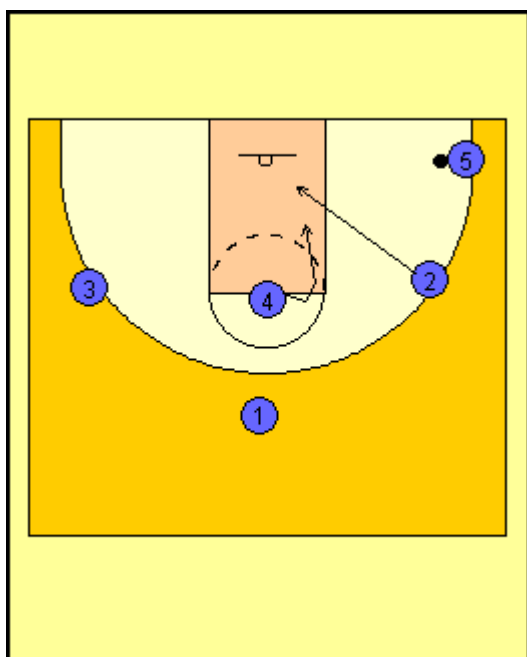
2



If the ball goes to 2's side 4 flashes up the lane to free throw line.

5 posts up for a count of 2, then if he doesn't get the ball jab steps to middle and goes out towards the corner.

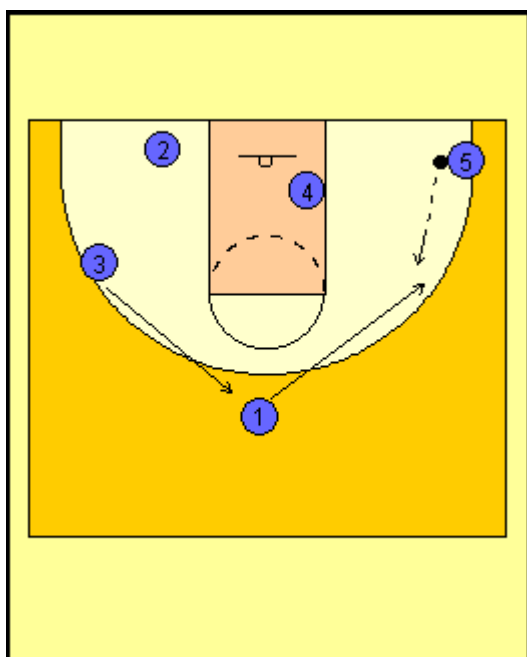
KEY: DON'T TELEGRAPH YOUR PASSES LOOK OFF THEN PASS DOWN!!



2 passes the ball out to 5 and then goes through looking for a pass back.

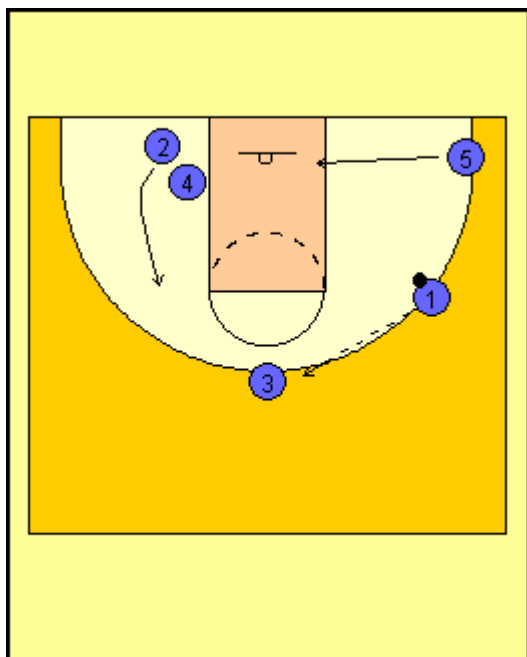
If not open 4 rolls down lane pauses and post up big on block then continue through to other side (ensure that 2 has cleared the area)

**CALL FOR THE BALL AS YOU CUT-DON'T JUST TURN YOUR HEAD AND RUN THROUGH!!!**



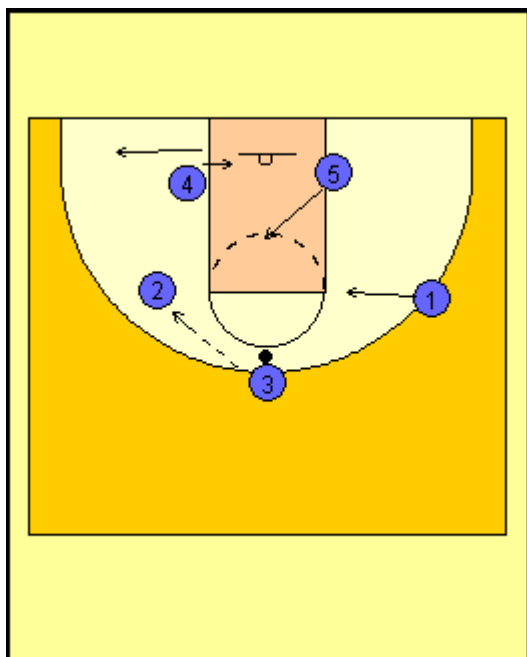
If no one is open 1 rotates to where 2 was and gets the ball back from 5.

At the same time 3 is rotating up to the top to replace 1.



As 1 gets ball from 5, 5 cuts HARD for basket looking for the return pass.

1 passes to 3 as 2 is coming around and up towards the elbow for the pass from 3 and the possible jump shot.



If 2 doesn't have the shot look for 4 who is going to post up on the block for a count of 2 then break to corner.

2 should also look for 5 flashing to middle as soon as they get the ball. 5 go to the middle looking for a pass if 2 don't shoot.

If 2 does shoot 5 is there for the rebound.

REMEMBER TO CLEAR THE KEY IF YOU DON'T GET THE BALL AS YOU FLASH MIDDLE...go to the free throw line

KEYS: THERE WILL BE SHOTS OPEN ON THE BACK SIDE W/QUICK BALL REVERSAL...QUICK PASSES FROM 5 TO 1 TO 3 TO 2 THEN EITHER THE SHOT THERE OR TO 4 ON THE BLOCK OR 5 FLASHING MIDDLE